




District Report Card: 2017	
State: Delhi	District: South West Delhi
Class: 8	Subject: Language
Schools: 51	Students: 1139


Participation/Coverage


Students

<div>GENDER</div> <div></div>	Boys		Girls	
	Number	%	Number	%
	564	49.52	575	50.48

<div>AREA</div> <div></div>	Rural		Urban	
	Number	%	Number	%
	364	31.96	775	68.04

<div>CATEGORY</div> <div></div>	SC		ST		OBC		GEN	
	Number	%	Number	%	Number	%	Number	%
	154	13.52	6	0.53	112	9.83	867	76.12

<div>CWSN</div> <div></div>	LD	VI	HI	S&LD	ID	Oth
	1	3	1	3	2	0

<div>Management</div> <div></div>	Government		Government-aided	
	Number	%	Number	%
	1139	100.00	0	0.00

Average Performance of Students in Language (%)

Overall	Gender		Area		Management		Social Group			
	Male	Female	Rural	Urban	Govt.	Aided	SC	ST	OBC	GEN
56.03	55.87	56.19	53.15	57.38	56.03	0.00	54.37	52.22	57.38	56.18

Performance on Learning Outcomes (LOs)

Learning Outcomes	Description	Average Performance(%)
L813	Read textual/non-textual materials with comprehension and identifies the details, characters, main idea and sequence of ideas and events while reading	56.03

Range of Performance of Students who Answered Correctly							
Below 30%		30% - 50%		50% - 75%		Above 75%	
Number	%	Number	%	Number	%	Number	%
137	12.03	306	26.87	489	42.93	207	18.17

Lowest Performing Learning Outcomes (LOs)

1 - Read textual/non-textual materials with comprehension and identifies the details, characters, main idea and sequence of ideas and events while reading (56.03)